



360 and ODS

VIDEO CAPTURE SYSTEMS


Brian Cabral [facebook](#)



Monoscopic 360° capture



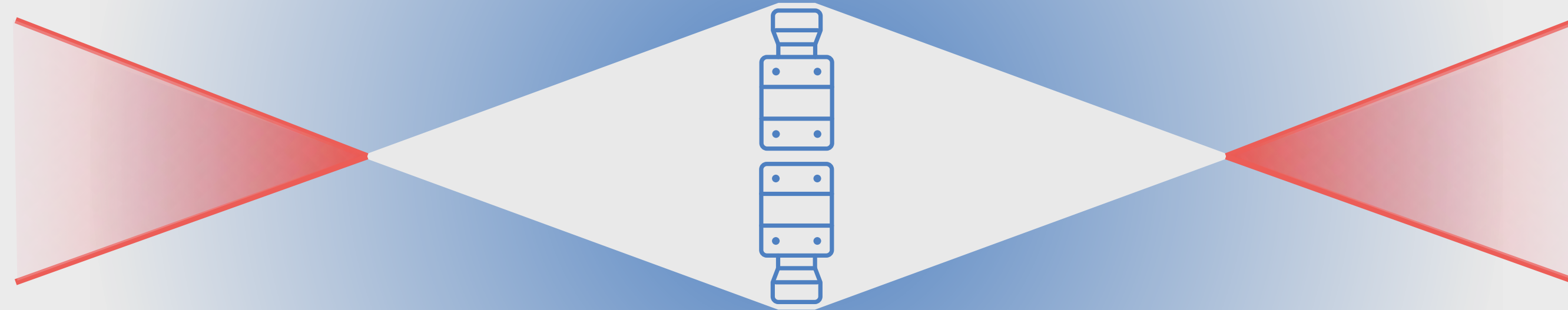
Monoscopic 360° viewing



Assumption of infinity

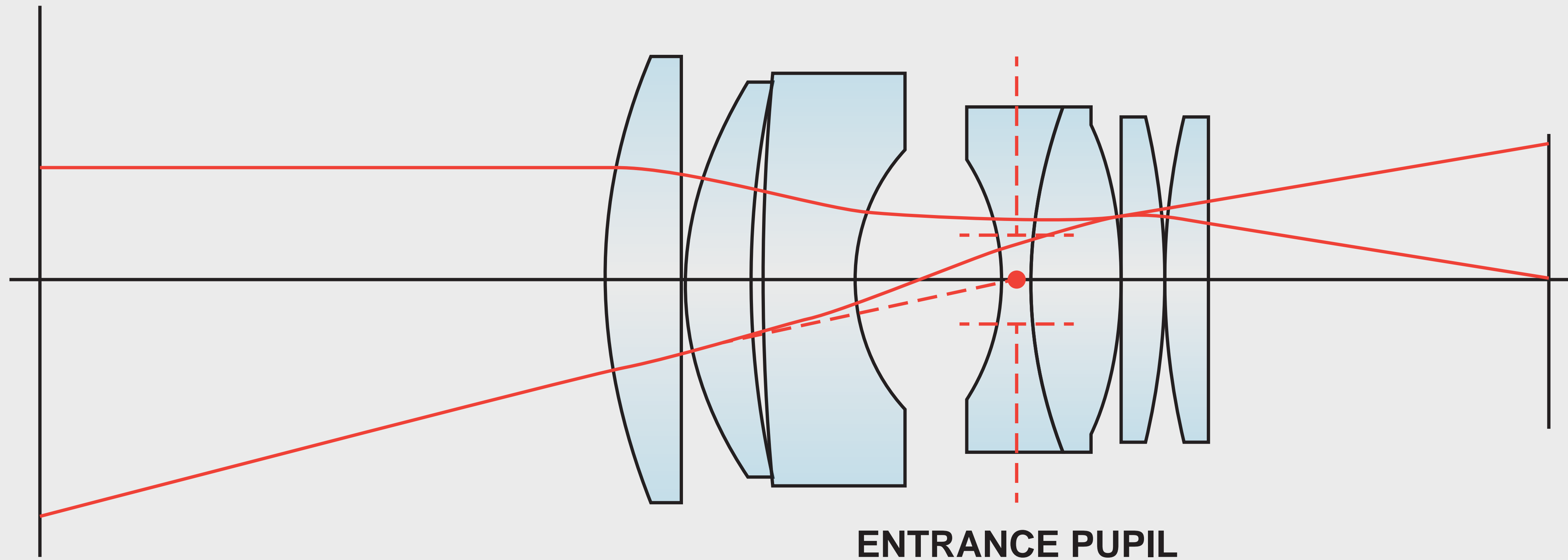


Assumption of infinity



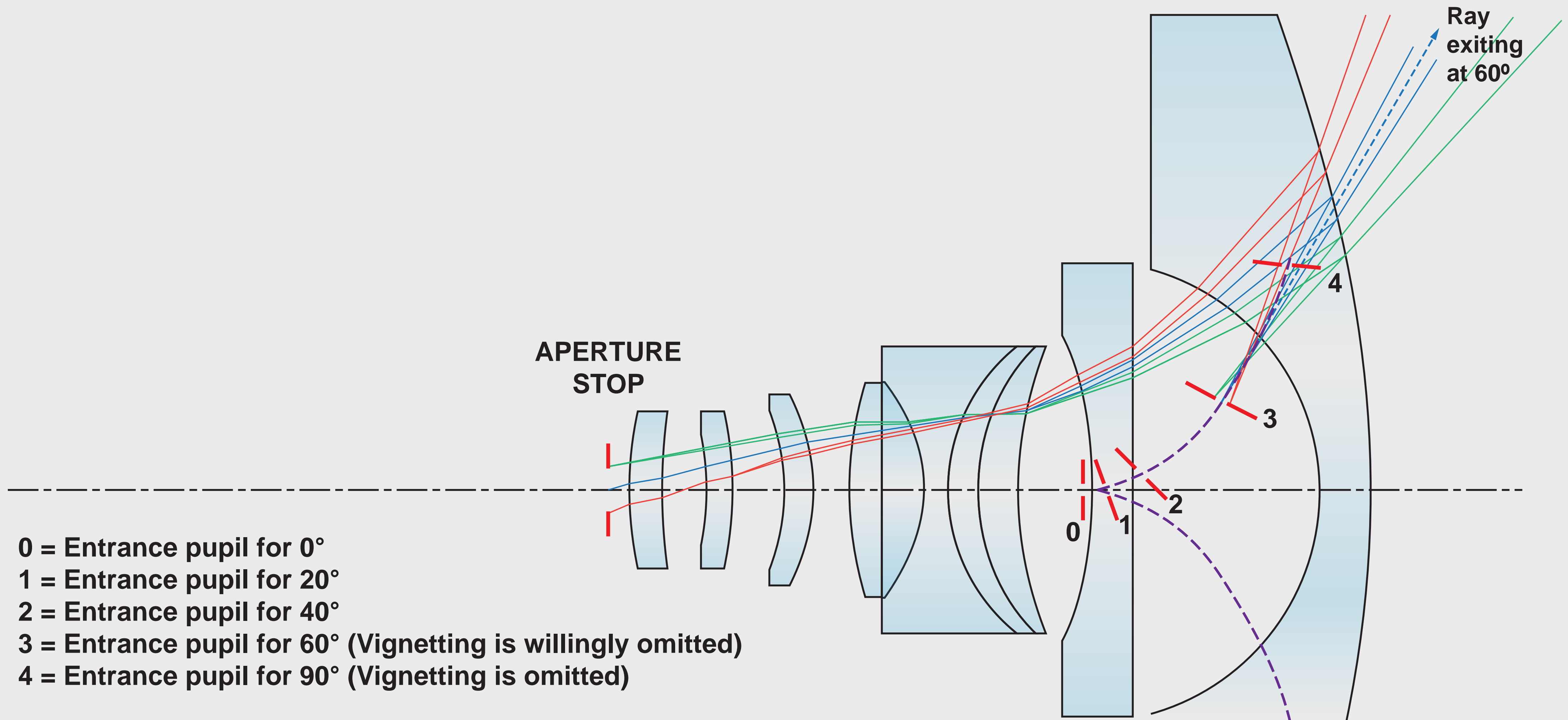
Regions of overlap have parallax
near and within hyperfocal distance

The entrance pupil the point of zero parallax



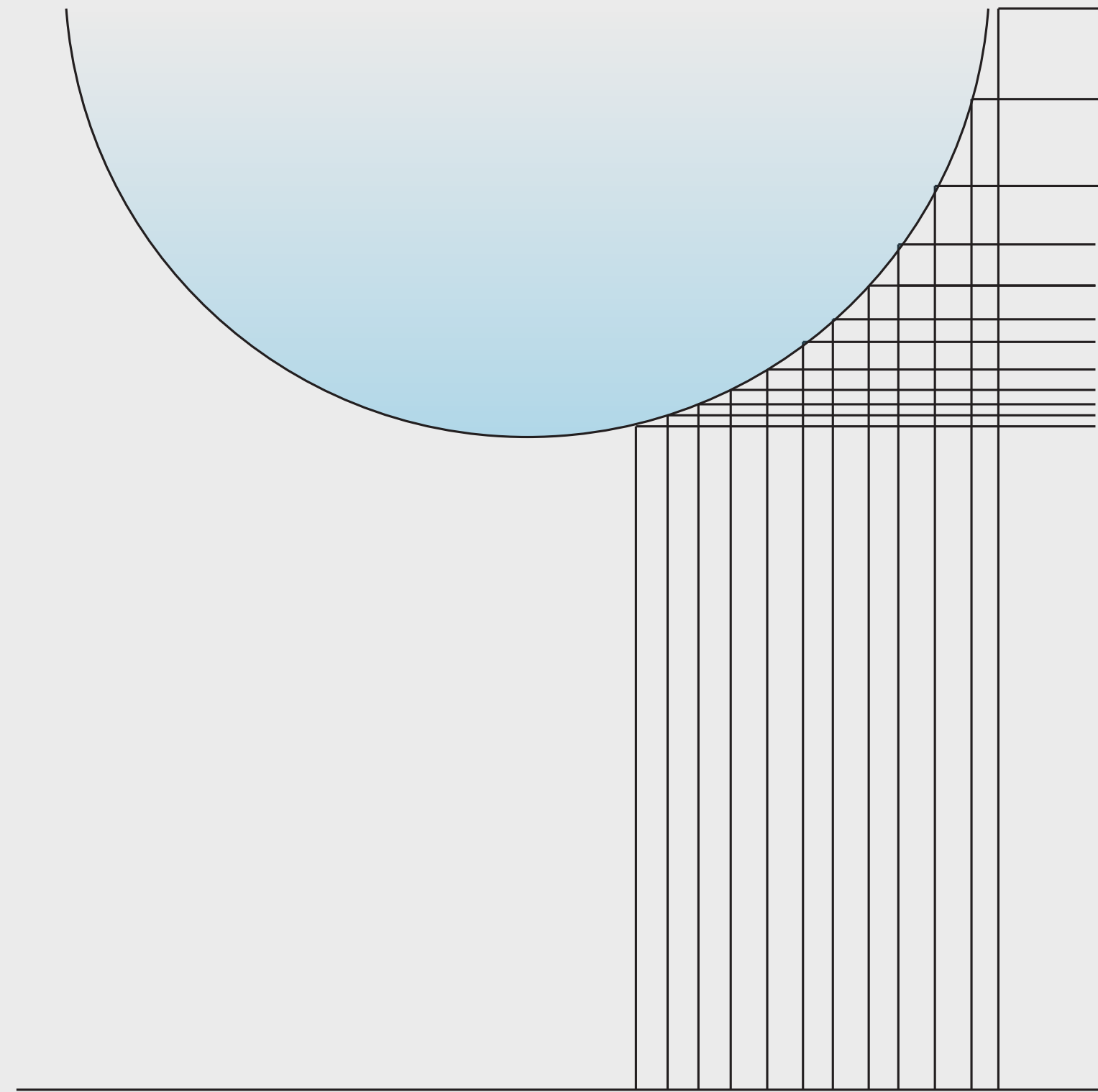
$f \tan(\theta)$ lenses have single entrance pupil

The entrance pupil Fisheye lenses

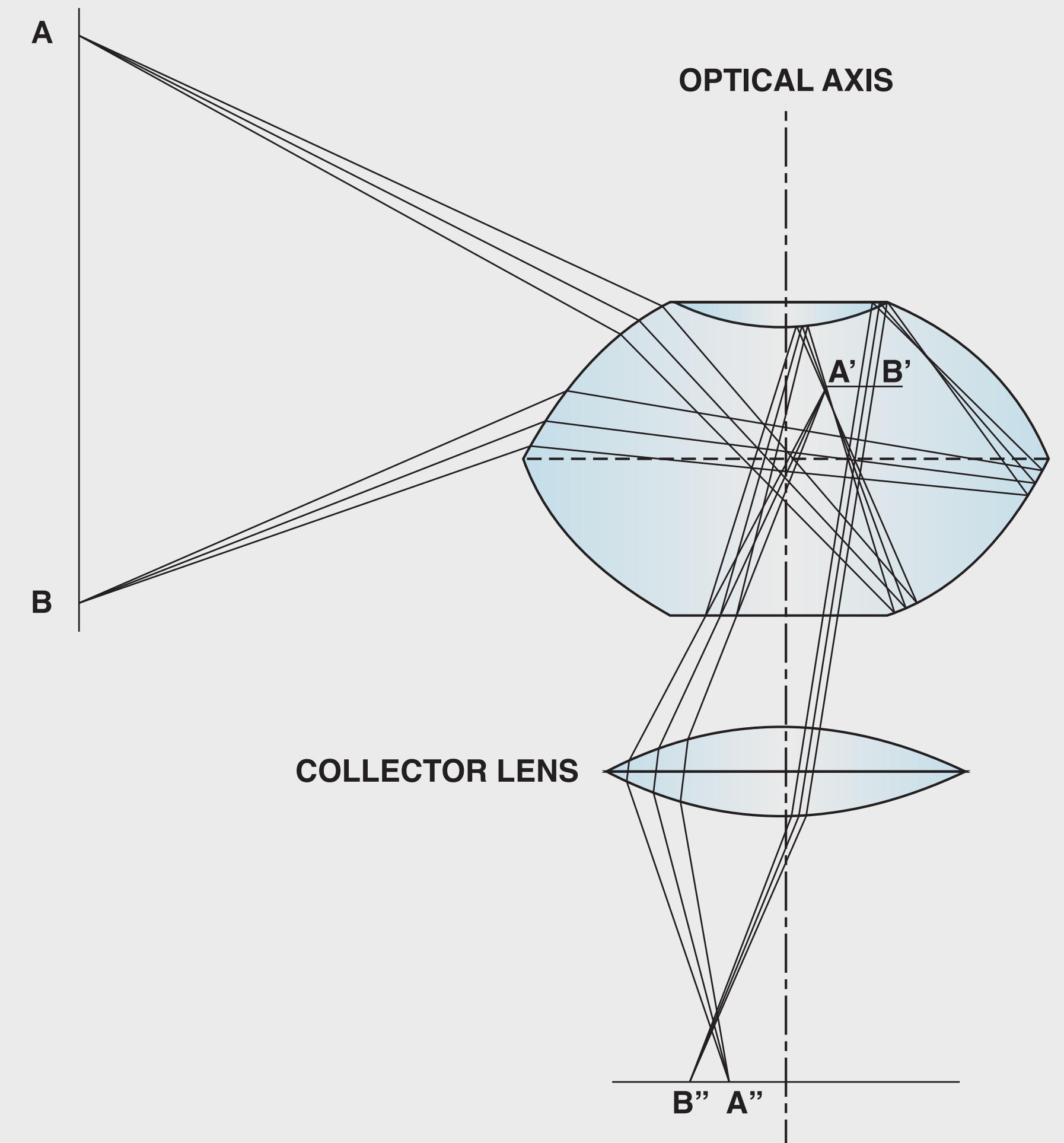


$f \theta$ lenses have no single entrance pupil

Catadioptric



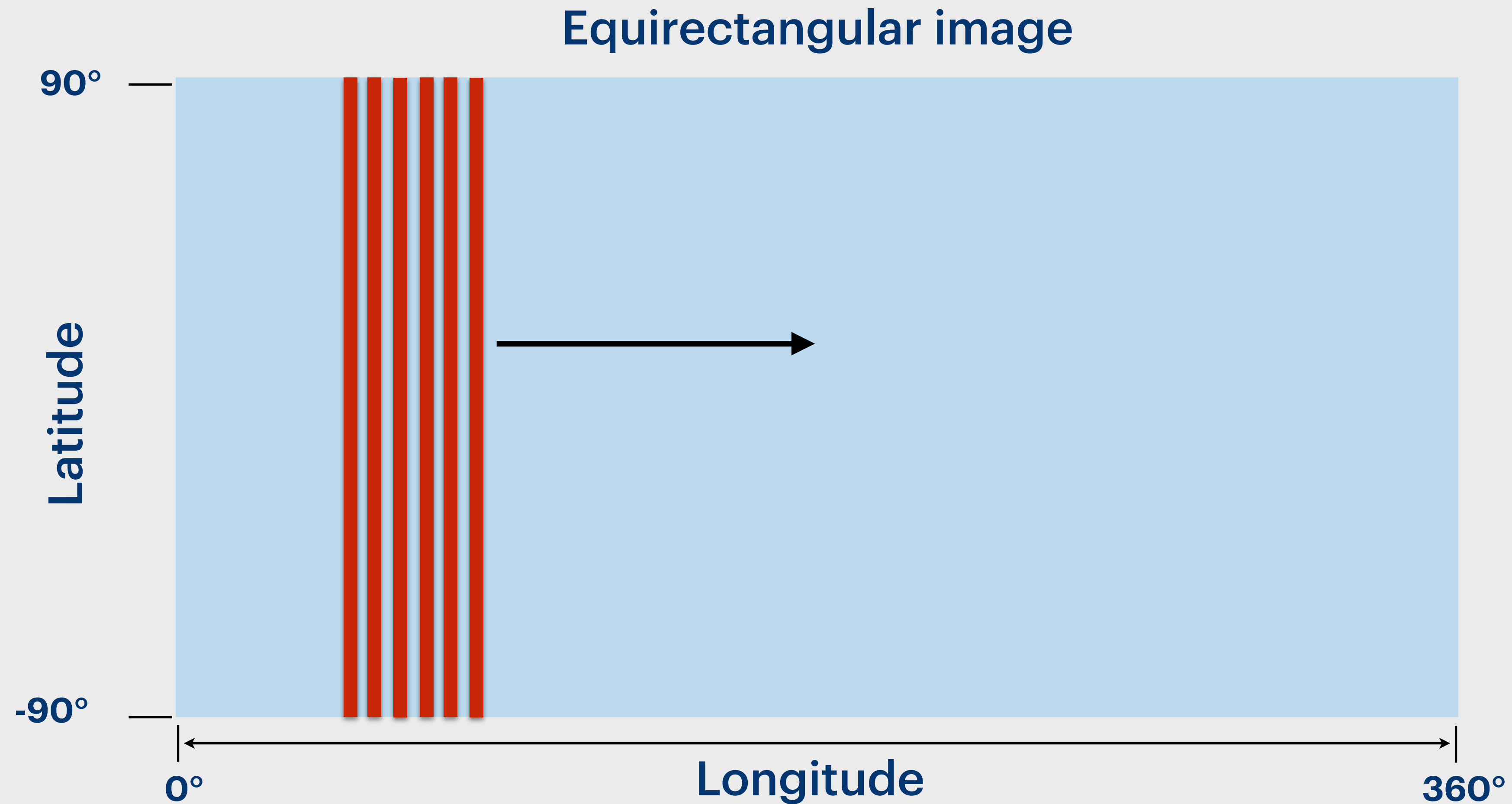
Panoramic Annular Optics



These are really cylindrical capture but no stitch lines!

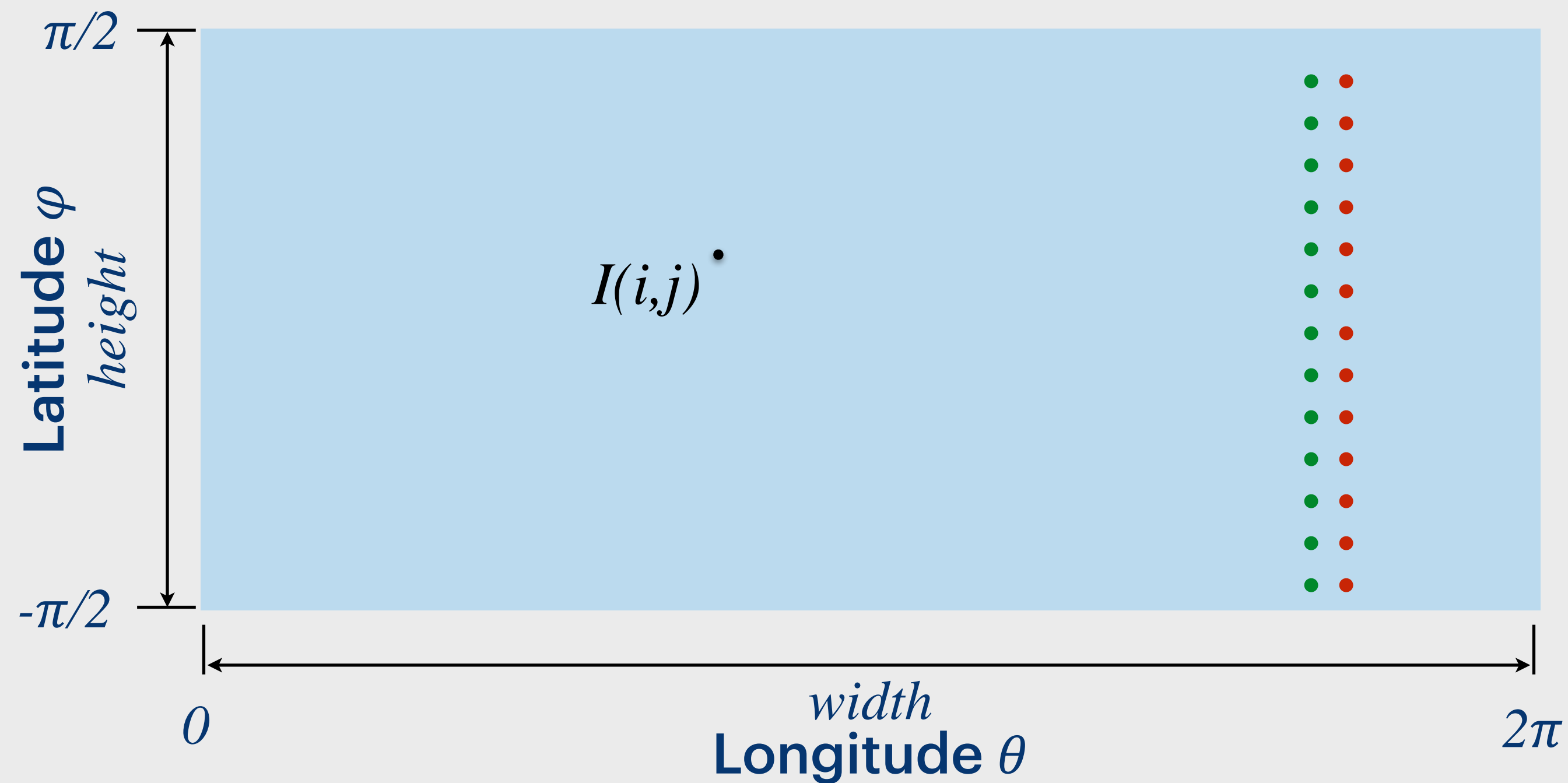
The slit-scan camera model

Another way to create a 360° image



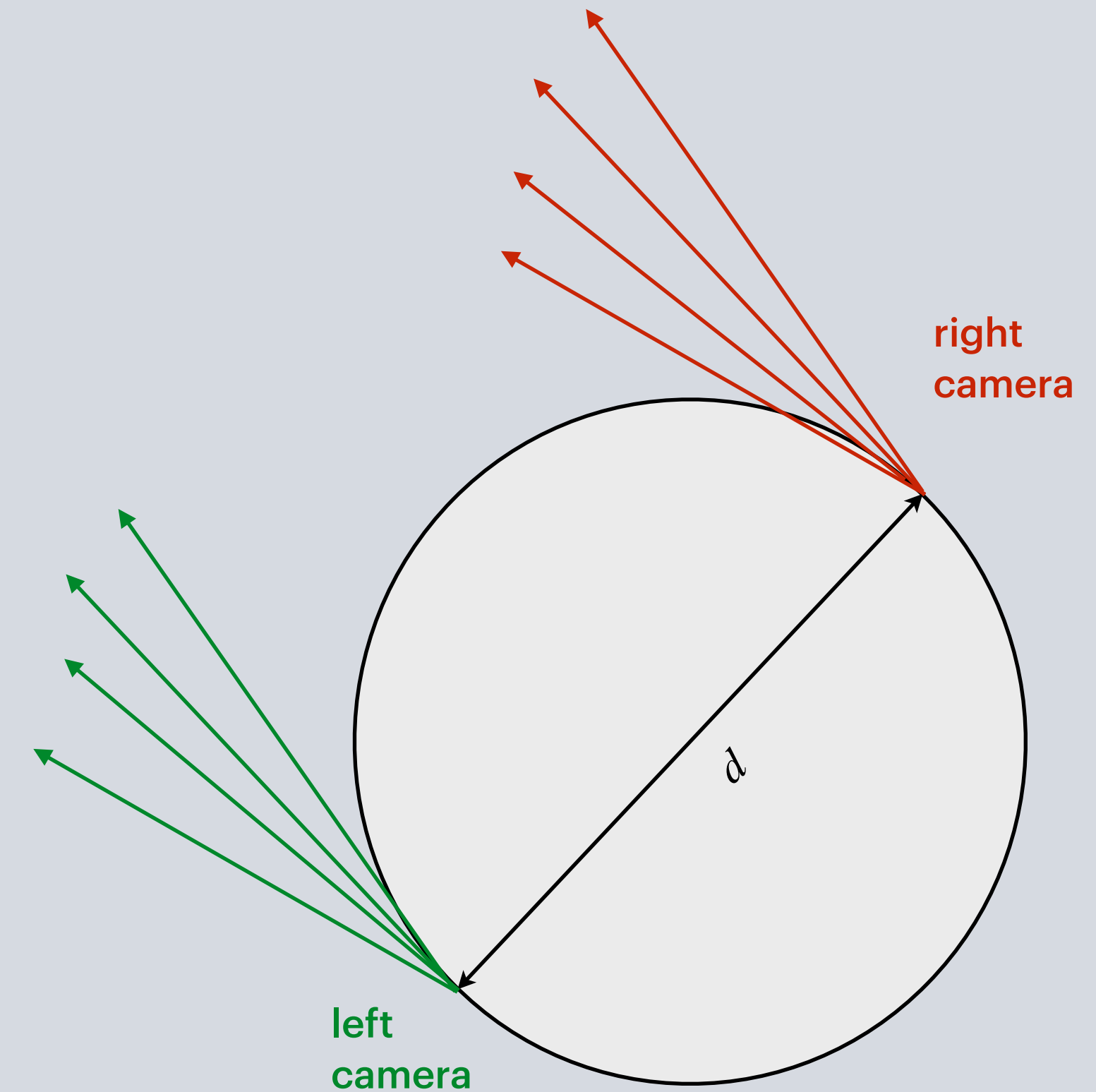
Omni-Directional Stereo (ODS)

Do slit photography for each eye



$$\varphi = \pi i / \text{height} - \pi/2$$

$$\theta = 2\pi j / \text{width}$$



where p is the inter ocular distance, $r = d/2$

Left Eye Rays

$$l.x = \sin(\varphi) * \cos(\theta) - r * \sin(\theta)$$

$$l.y = \sin(\varphi) * \sin(\theta) - r * \cos(\theta)$$

$$l.z = \cos(\varphi)$$


Right Eye Rays

$$r.x = \sin(\varphi) * \cos(\theta) + r * \sin(\theta)$$


$$r.y = \sin(\varphi) * \sin(\theta) + r * \cos(\theta)$$

$$r.z = \cos(\varphi)$$

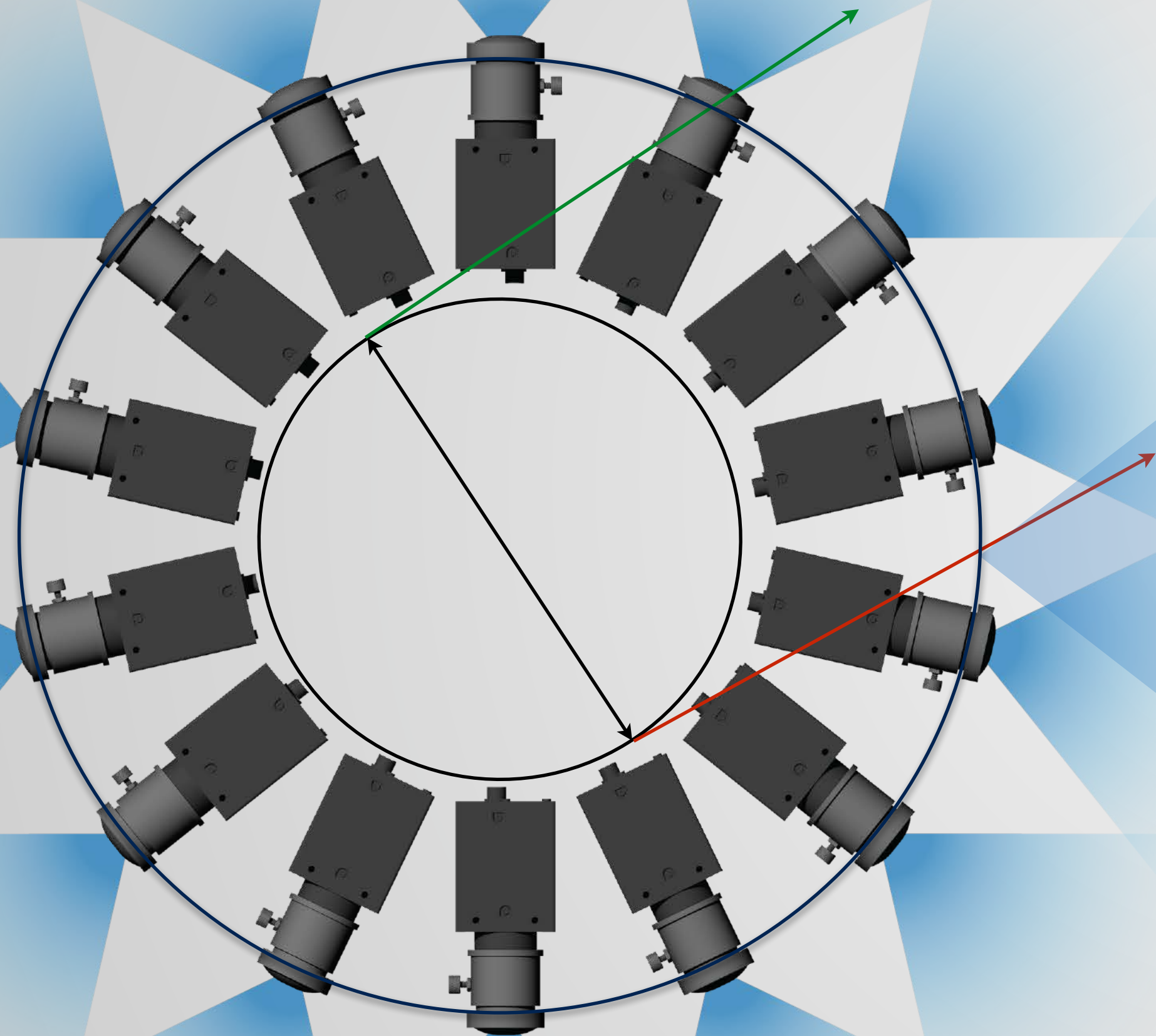
Left-right, top-bottom ODS stereo pair



Creating ODS with a fixed array of cameras




Creating ODS with a fixed array of cameras



right eye virtual view

- Warp/interpolate nearest 2 images
- Only need to do it for each specific slit
- The virtual camera is modeled as pinhole
- There are $2 * width$ slits
- Blend between cameras
- Handle ghosting via disparity clustering

Creating ODS with a fixed array of cameras



Optical flow between two images

$$I(x, y, t) = I(x + \Delta x, y + \Delta y, t + \Delta t)$$

$$I(x + \Delta x, y + \Delta y, t + \Delta t) = I(x, y, t) + \frac{\partial I}{\partial x} \Delta x + \frac{\partial I}{\partial y} \Delta y + \frac{\partial I}{\partial t} \Delta t + \dots$$

$$\frac{\partial I}{\partial x} \Delta x + \frac{\partial I}{\partial y} \Delta y + \frac{\partial I}{\partial t} \Delta t = 0$$

$$\frac{\partial I}{\partial x} \frac{\Delta x}{\Delta t} + \frac{\partial I}{\partial y} \frac{\Delta y}{\Delta t} + \frac{\partial I}{\partial t} \frac{\Delta t}{\Delta t} = 0$$

$$I_x V_x + I_y V_y = -I_t$$

Horn and Schunck

$$E = \int \int [(I_x V_x + I_y V_y + I_t)^2 + \alpha^2 (\|\nabla V_x\|^2 + \|\nabla V_y\|^2)] dx dy$$

Solving the 3-D Euler-Lagrange equations

$$I_x (I_x^{-k} V_x + I_y^{-k} V_y + I_t) - \alpha^2 \Delta V_x = 0$$

$$I_y (I_x^{-k} V_x + I_y^{-k} V_y + I_t) - \alpha^2 \Delta V_y = 0$$

Using finite difference approximations and rearranging


$$(I_x^2 + 4\alpha^2) V_x + I_x I_y V_y = 4\alpha^2 \bar{V}_x - I_x I_t$$

$$(I_y^2 + 4\alpha^2) V_y + I_x I_y V_x = 4\alpha^2 \bar{V}_y - I_y I_t$$

Solving for the next flow time step

$$V_x^{k+1} = V_x^{-k} - \frac{I_x (I_x^{-k} V_x + I_y^{-k} V_y + I_t)}{4\alpha^4 + I_x^2 + I_y^2}$$

$$V_y^{k+1} = V_y^{-k} - \frac{I_y (I_x^{-k} V_x + I_y^{-k} V_y + I_t)}{4\alpha^4 + I_x^2 + I_y^2}$$












Spherical projections align s.t. parallax = 0 @ infinity







Sharpen (Periodic Boundary Aware)





Thank you

